



**KHSAA TITLE IX  
ANNUAL REPORT SUBMISSION  
STATUS REPORT  
2010-2011**

KHSAA  
Form T65  
Revised  
3/2011

TO: KHSAA Member School Superintendents, Principals, and Athletic Directors

FROM: Julian Tackett, Commissioner  
Darren Bilberry, Assistant Commissioner

DATE: April 25, 2011

School	Allen Central High School	Reviewed by	Kathy Johnston
--------	---------------------------	-------------	----------------

The following is a status report regarding the required 2010 - 2011 Title IX Annual Report submission of forms due into the KHSAA office by April 15, 2011. Appropriate KHSAA Audit Team personnel have reviewed these forms and the following is a summary of this review.

I. Checklist of Forms properly submitted in a satisfactory manner:

<input checked="" type="checkbox"/>	GE 19 (Annual Verification)	<input checked="" type="checkbox"/>	T-35 (Budget Expenses)
<input checked="" type="checkbox"/>	T-1 (Summary Program Chart 1)	<input checked="" type="checkbox"/>	T-36 (Budget Expenses)
<input checked="" type="checkbox"/>	T-2 (Summary Program Chart 2)	<input checked="" type="checkbox"/>	T-41 (Checklist – Overall Interscholastic Program)
<input checked="" type="checkbox"/>	T-3 (Summary Program Chart 3)	<input checked="" type="checkbox"/>	T-60 (Corrective Action Plan)
<input checked="" type="checkbox"/>	T-4 (Summary Program Chart 4)	<input type="checkbox"/>	T-63 (Interscholastic Survey Results)

II. Status

A.	<input checked="" type="checkbox"/>	2010– 2011 Forms are satisfactory and no further information or action is necessary at this time.
B.		Errors have been noted with respect to the following forms:
C.		The following forms were omitted and must be submitted by school representatives:
D.	<input checked="" type="checkbox"/>	According to the 2010-2011 data, the school appears to be meeting the standards established in: <input checked="" type="checkbox"/> Test 1 (Athletic participation is proportionate to enrollment) <input type="checkbox"/> Test 2 (History and continuing practice of program expansion) <input checked="" type="checkbox"/> Test 3 (Full and effective accommodation of interests and abilities)
E.	<input checked="" type="checkbox"/>	Other Recommendation and Comments: According to the data and responses submitted, it appears the school is meeting the standards for Test 1 and Test 3 for the provision of athletic opportunities. Your plans to address interests in golf and cross country for the upcoming school year is well documented. Validation of this should be included in the minutes of your Gender Equity Committee. In the area of benefits, total athletic spending is within the acceptable parameters both on a percentage and per athlete basis. Thank you.

**To: "Darren Bilberry, KHSAA" <dbilberry@khsaa.org>**  
**Subject: Copy: Allen Central HS Annual Title IX Report- Status Report**  
**From: "Darren Bilberry, KHSAA" <dbilberry@khsaa.org>**  
**Date: Wed, 4 May 2011 15:02:47 -0400 (EDT)**

**Attachment: Allen Central High School.doc**

Enclosed please find a copy of Form T-65, the 2010-2011 KHSAA Title IX Annual Submission Status Report. In addition, you may find an attachment with corrected copies of the forms submitted by your school personnel.

Also, KHSAA Audit Team Members may have requested the resubmission of some of the 2010-2011 Annual Report Forms or need additional information on your athletic programs. Please submit this information by the date requested if this is applicable. Copies of all KHSAA Title IX documents must be kept current and included in your permanent Title IX File at the school. All documents are subject to Open Records Requests.

Should you need any further information, please do not hesitate to contact the appropriate Title IX Auditor listed on the T-65 form or Darren Bilberry at anytime. Thank You.

Darren Bilberry  
Assistant Commissioner  
Kentucky High School Athletic Association  
Telephone- 859-299-5472  
Fax: 859-293-5999  
E-Mail: dbilberry@khsaa.org

# KHSAA Emailer

```
select ademail as email_address,school as email_name from KHSAA_Schools,KHSAA.KHSAA_new_email_checked_schools where
KHSAA_Schools.id=KHSAA.KHSAA_new_email_checked_schools.id AND KHSAA_new_email_checked_schools.user="dbilberry@khsaa.org" AND
member="T" and (ademail is not null and ademail <> "") order by school
select prinemail as email_address,school as email_name from KHSAA_Schools,KHSAA.KHSAA_new_email_checked_schools where
KHSAA_Schools.id=KHSAA.KHSAA_new_email_checked_schools.id AND KHSAA_new_email_checked_schools.user="dbilberry@khsaa.org" AND
member="T" and (prinemail is not null and prinemail <> "") order by school
select superemail as email_address,school as email_name from KHSAA_Schools,KHSAA.KHSAA_new_email_checked_schools where
KHSAA_Schools.id=KHSAA.KHSAA_new_email_checked_schools.id AND KHSAA_new_email_checked_schools.user="dbilberry@khsaa.org" AND
member="T" and (superemail is not null and superemail <> "") order by school
```

- Below is a simulation of how your email will appear.
- You can manually modify the list of addressees in the "To:" box by deleting undesired addressees or adding new ones, one per line.
- You can modify the email subject in the "Subject:" box.
- When you're ready to send your email press the "Send" button. Do not close your browser window while emails are being sent.

<b>From:</b>	"Darren Bilberry, KHSAA" <dbilberry@khsaa.org>
<b>To:</b>	"Allen Central" <larry.maynard@floyd.kyschools.us> "Allen Central" <larry.begley@floyd.kyschools.us> "Allen Central" <Henry.Webb@floyd.kyschools.us> kathy.johnston@bourbon.kyschools.us
<b>Subject:</b>	Allen Central HS Annual Title IX Report- Status Report
<input type="button" value="Send Email"/>	
<p>Enclosed please find a copy of Form T-65, the <u>2010-2011 KHSAA Title IX Annual Submission Status Report</u>. In addition, you may find an attachment with corrected copies of the forms submitted by your school personnel.</p> <p>Also, KHSAA Audit Team Members may have requested the resubmission of some of the 2010-2011 Annual Report Forms or need additional information on your athletic programs. Please submit this information by the date requested if this is applicable. Copies of all KHSAA Title IX documents must be kept current and included in your permanent Title IX File at the school. All documents are subject to Open Records Requests.</p> <p>Should you need any further information, please do not hesitate to contact the appropriate Title IX Auditor listed on the T-65 form or Darren Bilberry at anytime. Thank You.</p> <p>Darren Bilberry Assistant Commissioner Kentucky High School Athletic Association Telephone- 859-299-5472 Fax: 859-293-5999 E-Mail: dbilberry@khsaa.org</p>	

- **attachment; filename="Allen Central High School.doc"**

Copyright © 2001-2011 Kentucky High School Athletic Association (KHSAA), all rights reserved  
This page is for the exclusive use of the KHSAA. Other use is strictly prohibited. Usage is monitored



**KENTUCKY HIGH SCHOOL ATHLETIC ASSOCIATION**  
**2010-2011 ANNUAL VERIFICATION OF TITLE IX PROCEDURES**  
 (To be submitted by April 15, 2011 along with other required forms)

KHSAA Form GE 19  
Rev. 10/10

The **Allen Central** High School, **Eastern**, Kentucky certifies to the Kentucky High School Athletic Association that the following is an accurate and true representation of the facts surrounding compliance with 20 U.S.C. Sections 1681-1688, et. Seq. (also known as Title IX). I certify the following provisions in accordance with records at the school contained in the permanent Title IX file, at least one copy of which must be maintained in the Principal's office, and to the best of my knowledge have completed the following tasks:

I. Established a gender equity committee at the high school (list committee personnel and provide attachment if necessary).

NAME	ADDRESS	PHONE	TITLE
Larry J. Begley	Route 80, Box 139, Eastern, Kentucky 41622	(606) 358-9543	Principal
Larry D. Maynard	P.O. Box 1678, Inez, Kentucky 41224	(606) 298-7007	Athletic Director/Volleyball Coach
Jenny Bays	797 Wilson Creek Road, Langley, Kentucky 41645	(606) 285-5116	Cheerleading Sponsor
Jeremy Hall	67 Pivot Rock Road, Martin, Kentucky 41649	(606) 285-9819	Football Coach
Mark Martin	172 Justice Plaza, Pikeville, Kentucky 41501	(606) 205-4798	Boys Basketball Coach
Angela MacElhose	129 Back St., Wayland, KY 41666	(606) 358-4156	Parent
Melissa Tackett	324 Three Oaks, Langley, Kentucky 41645	(606) 285-9095	Parent

SEE ATTACHMENT

II. Scheduled a minimum of three meetings during the 2010-2011 school year on the following dates:

**19 August 2010**  
**29 November 2010**  
**16 March 2011**

III. Designated the following person(s) as the Title IX coordinator for the school:

<u>Larry D. Maynard</u>	<u>Athletic Director</u>	<u>Route 80, Box 139, Eastern, KY</u>	<u>(606) 358-5305</u>
<b>Name</b>	<b>Title</b>	<b>Address</b>	<b>Phone</b>


IV. Designated the following person(s) as the Title IX coordinator for the district:

<u>Keith Henry</u>	<u>Principal/County Athletic Director</u>	<u>Martin, KY</u>	<u>(606) 285-3634</u>
<b>Name</b>	<b>Title</b>	<b>Address</b>	<b>Phone</b>

- ✓ School personnel are continuing to make periodic reviews of the boys' and girls' athletics program reflected in the Corrective Action Plan.
- ✓ In addition to the above information, the above referenced school maintains a complete permanent file relative to Title IX records including copies of the self-assessment audit, all corrective action plans, and other related materials.

  
Principal's Signature

6 April 2011  
Date

  
Superintendent's Signature

  
School Board Chairpersons' Signature

*(Send original copy to KHSAA - Maintain duplicate in Title IX school folder)*

**KENTUCKY HIGH SCHOOL ATHLETIC ASSOCIATION  
2010 - 2011 ANNUAL VERIFICATION OF TITLE IX PROCEDURES**

**GENDER EQUITY COMMITTEE (Continuance)**

<b>Name</b>	<b>Address</b>	<b>Phone</b>	<b>Title</b>
Byron Hall	P.O. Box 61, McDowell, Kentucky 41647	(606) 377-2921	Girls Basketball Coach
Josh Todd	121 Shady Lane, Beattyville, Kentucky 41311	(606) 567-5176	Baseball Coach
Ciara Jones	541 Johns Branch, Langley, Kentucky 41645	(606) 285-9851	Student Athlete
Rebekah Potter	193 Shepherd Br. Road, Prestonsburg, KY 41653	(606) 358-4175	Student Athlete

**2010-2011  
ACCOMMODATION OF INTERESTS AND ABILITIES  
SUMMARY PROGRAM CHART (Form T-1)**

KHSAA  
Form T1  
Rev. 10/10

**Participation Opportunities: Test One - Proportionality**

		(Column 1)	(Column 2)	(Column 3)	(Column 4)
	Program	Enrollment	Percentage of Total Enrollment	Number of Interscholastic Participants (double and triple count)	Percentage of Total Participation
Row 1	<b>GIRLS</b>	179	47%	85*	45%
Row 2	<b>BOYS</b>	200	53%	102*	55%
Row 3	<b>Totals</b>	379	100%	187*	100%


Instructions:

\*Number of 8<sup>th</sup> grade students & below used in Column 3 and Column 4 calculations if applicable: 14

- 1) Determine the total number of girls enrolled, (place in Row 1, Column 1). Determine the total number of boys enrolled, (place in Row 2, Column 1).
- 2) Add the total number of girls and boys enrolled to determine total enrollment, (place in Row 3, Column 1).
- 3) Calculate the percentage of total enrollment that is female. (Divide Row 1, Column 1 by row 3, Column 1 and place in Row 1, Column 2.) Calculate the percentage of total enrollment that is male. (Divide Row 2, Column 1 by Row 3, Column 1 and place in Row 2, Column 2.) Note: Row 1, Column 2 plus Row 2, Column 2 should total 100%.
- 4) Ask the head coaches to review the most updated eligibility or squad lists for their teams. Ask coaches to confirm the names of those individuals who are on the team as of the first **date of competition**, and cross out the names of those who were cut from the team or quit the team prior to the first competitive event. Determine the total number of interscholastic athletics participants that are girls, (and place in Row 1, Column 3). In order to determine the total number of athletics participants, an individual should be counted each time he or she participates on a team. For example, if Jane Doe competes on the varsity volleyball team, the junior varsity volleyball team, the junior varsity basketball team, and the varsity softball team, she should be counted as four participants (**do not include club or intramural sports participants, cheerleaders, dance teams, or pom squads**). Calculate the same way for boys and girls. \* In addition, should 8<sup>th</sup> grade students and below play on a Freshman, Junior Varsity, or Varsity team, they should also be counted for each team and sport on which they participate. If applicable, please asterisk the above notation as to how many 8<sup>th</sup> grade students & below are included in the totals. Using the same procedure, determine the total number of interscholastic athletic participants that are boys, (and place in Row 2, Column 3). Add Row 1, Column 3 plus Row 2, Column 3 to get total participants and place in Row 3, Column 3.
- 5) Calculate the percentage of female participation. (Row 1, Column 3 divided by Row 3, Column 3 and place in Row 1, Column 4.) Calculate the percentage of male participation. (Row 2, Column 3 divided by Row 3, Column 3 and place in Row 2, Column 4.) Note: Row 1, Column 4 plus Row 2, Column 4 should total 100%.

Note: While being within three percent is not a formal compliance standard; if the percent listed in Row 1, Column 4 is within 3% of Row 1, Column 2, then it provides a good target within which compliance is likely.

Principal's Signature: \_\_\_\_\_



Date: 6 April 2011

2010-2011  
**ACCOMMODATION OF INTERESTS AND ABILITIES**  
**SUMMARY PROGRAM CHART (FORM T-2)**  
**PARTICIPATION OPPORTUNITIES: TEST TWO – PROGRAM EXPANSION**

KHSAA  
 Form T2  
 Rev. 10/10

		Column 1	Column 2	Column 3	Column 4	Column 5
Program		Number of Teams Currently Offered	Number of Participants	Number of Teams Added since the beginning of the 2006-2007 School Year	Number of Participants Added for each team added since the beginning of the 2006-2007 School Year	Percent of Total Participation By Sex Added since the beginning of the 2006-2007 School Year
<b>GIRLS</b>	Row 1	varsity:	3	44	0	0
	Row 2	j.v.:	3	33	0	0
	Row 3	frosh:	1	8	0	0
	Row 4	total:	7	85	0	0%
<b>BOYS</b>	Row 5	varsity:	3	56	0	0
	Row 6	j.v.:	3	46	0	0
	Row 7	frosh:	0	0	0	0
	Row 8	total:	6	102	0	0%

- 1) For Column 1, list the number of interscholastic teams offered for girls and boys at each competitive level (varsity, junior varsity, and freshman). For girls, total each of the entries in Rows 1, 2, and 3 into Row 4. For boys, total Rows 5, 6, and 7 into Row 8.
- 2) For Column 2, list the number of participants at each level. For girls, total each of the entries in Rows 1, 2, and 3 into Row 4. For boys, total Rows 5, 6, and 7 into Row 8. **Note:** The totals in Row 4 for girls and in Row 8 for boys must be the same as the totals in Form T-1, Column 3, Rows 1 and 2 respectively.
- 3) For Column 3, list the number of interscholastic teams that have been added in the last five years at each competitive level. Count each team added during the 5 year period only one time. e.g. Girl's junior varsity soccer was added 3 years ago, count the team only once, not 3 times. For girls, total the entries in Rows 1, 2, and 3 into Row 4. For boys, total Rows 5, 6, and 7 into Row 8.
- 4) For Column 4, list the number of participants that are currently on each level of the teams that were added in the last five years. If a team was added previously but no longer exists, there are no current participants to be added for that team. For girls, total the entries in Rows 1, 2, and 3 into Row 4. For boys, total Rows 5, 6, and 7 into Row 8.
- 5) For Column 5, calculate the percentage of participants that have been added in the last five years. For girls, take the number in Column 4, Row 4 and divide by the number in Column 2, Row 4. For boys, take the number in Column 4, Row 8 and divide it by the number in Column 2, Row 8.
- 6) **Note: If the percentage of current participants added in the last five years is 25% or greater, compliance with test two may be possible. If less than 25%, then compliance with test three should be analyzed. CAUTION: 25% is not a formal compliance standard.**

Principal's Signature :

Date: 6 April 2011

**2010 - 2011  
ACCOMMODATION OF INTERESTS AND ABILITIES  
SUMMARY PROGRAM CHART (Form T-3)**

KHSAA  
Form T3  
Rev. 10/10

**Participation Opportunities Test Three Full Accommodation**

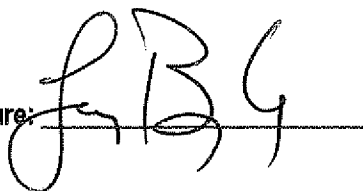
**FOR ANY QUESTION ANSWERED "YES" IDENTIFY THE RESPECTIVE SPORT(S).**

	<b>GIRLS (Yes / No)</b>		<b>BOYS (Yes / No)</b>
<b>1. Based upon the responses from your most recent student survey, is there sufficient interest to form a viable interscholastic team for a sport not currently offered? If yes, what sport?</b>	<b>NO</b>		<b>NO</b>
<b>2. For a sport not currently offered at the varsity level, is there sufficient interest based on your most recent Student Interest Survey to form a viable team for an interscholastic freshman team or junior varsity team?</b>	<b>NO</b>		<b>NO</b>
<b>3. For a sport currently offered at the Interscholastic Junior Varsity or Freshman level, is there sufficient interest, based on your most recent Student Interest Survey, to form a varsity team?</b>	<b>NO</b>		<b>NO</b>
<b>4. If you answered YES to question (1), (2), or (3), are there enough high schools in your geographic area offering the sport (at the appropriate level) to allow for the development of a reasonable schedule of competition?</b>	<b>N/A</b>		<b>N/A</b>
<b>5. If you answered YES to question (1), (2), (3), or (4), are there enough high schools in your geographic area offering the sport (at the appropriate level) to allow for the development of a reasonable schedule of competition?</b>	<b>N/A</b>		<b>N/A</b>

**Remember, test three – full accommodation means addressing the unmet interest of the underrepresented sex (most likely girls), not the overrepresented sex (most likely boys).**

**Plans to Address Interest:** According to the 2009 – 2010 KHSAA TITLE IX Status Report, "The response on T-3 indicates that this area is being met, however, is not supported by the recent student interest survey which shows interest in cross country, golf, tennis, and swimming." The Gender Equity Committee addressed these areas during the 19 August 2010 meeting and sign-ups were conducted for golf and cross country. Six students signed up for golf and three students signed up for cross-country. However, golf sign ups were again conducted from 1 April to 13 April 2011, at present, nine students have signed up for 2011 golf (of which three are ineligible to participate) and one student signed up for cross-country. We will continue to conduct sign ups for golf and cross country and try to field teams in both sports for school year 2011 – 2012. Tennis and swimming are not viable at this time due to inadequate facilities and the cost to attempt to field two such teams.

Principal's Signature: \_\_\_\_\_



Date: 6 April 2011



**2010-2011  
ACCOMODATION OF INTERESTS AND ABILITIES  
SUMMARY PROGRAM CHART (Form T-4)**

**Levels of Competition Test One**

		Column 1	Column 2	Column 3
<b>Girls</b>	<b>Team Levels</b>	<b>Number of Teams Currently Offered</b>	<b>Number of Participants</b>	<b>Percentage of Participants at Each Level</b>
Row 1	varsity:	3	44	52%
Row 2	j.v.:	3	33	39%
Row 3	frosh:	1	8	9%
Row 4	<b>total:</b>		<b>85</b>	<b>100%</b>
<b>Boys</b>				
Row 5	varsity:	3	56	55%
Row 6	j.v.:	3	46	45%
Row 7	frosh:	0	0	0%
Row 8	<b>total:</b>		<b>102</b>	<b>100%</b>

- 1) Column 1, list the number of interscholastic teams offered for girls and boys at each competitive level; varsity, junior varsity, and freshman. (Refer to Form T-2, Accommodation of Interests and Abilities, Summary Program Chart 2, Column 1.)
- 2) For Column 2, list the number of participants at each level. For girls, total the entries in Rows 1, 2, and 3 into Row 4. For boys, total the entries in Rows 5, 6, and 7 into Row 8. (Refer to Form T-2, Accommodation of Interests and Abilities, Summary Program Chart 2, Column 2.)
- 3) For Column 3, calculate the percentage of female and male participants at each level.  
 For girls' varsity, junior varsity, and frosh, respectively:
  - Divide Column 2, Row 1 by Column 2, Row 4, and place the percentage in Column 3, Row 1.
  - Divide Column 2, Row 2 by Column 2, Row 4, and place the percentage in Column 3, Row 2.
  - Divide Column 2, Row 3 by Column 2, Row 4, and place the percentage in Column 3, Row 3.
 For boys' varsity, junior varsity, and frosh, respectively:
  - Divide Column 2, Row 5 by Column 2, Row 8, and place the percentage in Column 3, Row 5.
  - Divide Column 2, Row 6 by Column 2, Row 8, and place the percentage in Column 3, Row 6.
  - Divide Column 2, Row 7 by Column 2, Row 8, and place the percentage in Column 3, Row 7.

Principal's Signature: \_\_\_\_\_

Date: 6 April 2011

**2010-2011  
ACTUAL EXPENDITURES - PROGRAM COMPARISON CHART 1 - (Form T-35)  
TO INCLUDE BOOSTER CLUB FUNDING**

	EQUIPMENT AND SUPPLIES		TRAVEL		AWARDS		COACHES' SALARIES (TO INCLUDE SUPPLEMENTAL AND EXTENDED EMPLOYMENT; DOLLAR AMOUNT NEEDED)			FACILITIES IMPROVEMENTS		PUBLICATIONS (IF SPORT-SPECIFIC)	
	Expenditures		Expenditures		Expenditures		Expenditures			Expenditures		Expenditures	
	School	Booster	School	Booster	School	Booster	School	# of Coaches for all levels / # of Teams for all Levels	School	Booster	School	Booster	School
G basketball	\$3289	\$6468	\$4506	\$1708	\$419	\$233	\$6750	3 / 2	\$397	\$0	\$63	\$0	
B basketball	\$12218	\$0	\$4814	\$0	\$231	\$0	\$6750	3 / 2	\$397	\$0	\$63	\$0	
G softball	\$4356	\$892	\$2691	\$5748	\$36	\$488	\$2000	2 / 2	\$3661	\$0	\$0	\$0	
B baseball	\$5012	\$1639	\$4860	\$0	\$0	\$2643	\$2000	2 / 2	\$0	\$0	\$0	\$0	
G cross country	N/A	N/A	N/A	N/A	N/A	N/A	N/A	N/A	N/A	N/A	N/A	N/A	N/A
B cross country	N/A	N/A	N/A	N/A	N/A	N/A	N/A	N/A	N/A	N/A	N/A	N/A	N/A
G golf	N/A	N/A	N/A	N/A	N/A	N/A	N/A	N/A	N/A	N/A	N/A	N/A	N/A
B golf	N/A	N/A	N/A	N/A	N/A	N/A	N/A	N/A	N/A	N/A	N/A	N/A	N/A
G soccer	N/A	N/A	N/A	N/A	N/A	N/A	N/A	N/A	N/A	N/A	N/A	N/A	N/A
B soccer	N/A	N/A	N/A	N/A	N/A	N/A	N/A	N/A	N/A	N/A	N/A	N/A	N/A
G swimming	N/A	N/A	N/A	N/A	N/A	N/A	N/A	N/A	N/A	N/A	N/A	N/A	N/A
B swimming	N/A	N/A	N/A	N/A	N/A	N/A	N/A	N/A	N/A	N/A	N/A	N/A	N/A

1. Total expenditures on T-35 and T-36 on the 2010-2011 year report due by April 15, 2011 of each school year, should reflect the total monies spent (rounded off to nearest hundred) for the entire school year of 2009-2010 ending June 30, 2010.

2. Booster Club Funding/Contributions must be included in the expenditures total. (Note: It is illegal for coaches to be paid by Booster clubs -- Reference KHSAA Bylaw 27.)

Principal's Signature: \_\_\_\_\_


Date: 6 April 2011

**2010-2011  
ACTUAL EXPENDITURES - PROGRAM COMPARISON CHART 2 - (Form T-36)  
TO INCLUDE BOOSTER CLUB FUNDING**

	EQUIPMENT AND SUPPLIS		TRAVEL		AWARDS		COACHES' SALARIES (TO INCLUDE SUPPLEMENTAL AND EXTENDED EMPLOYMENT; DOLLAR AMOUNT NEEDED)		FACILITIES IMPROVEMENTS		PUBLICATIONS (IF SPORT-SPECIFIC)	
	Expenditures		Expenditures		Expenditures		Expenditures		Expenditures		Expenditures	
	School	Booster	School	Booster	School	Booster	School	Booster	School	Booster	School	Booster
G track	N/A	N/A	N/A	N/A	N/A	N/A	N/A	N/A	N/A	N/A	N/A	N/A
B track	N/A	N/A	N/A	N/A	N/A	N/A	N/A	N/A	N/A	N/A	N/A	N/A
G tennis	N/A	N/A	N/A	N/A	N/A	N/A	N/A	N/A	N/A	N/A	N/A	N/A
B tennis	N/A	N/A	N/A	N/A	N/A	N/A	N/A	N/A	N/A	N/A	N/A	N/A
G volleyball	\$5759	\$13494	\$6670	\$6529	\$0	\$1949	\$2000	2 / 3	\$583	\$0	\$0	\$288
B wrestling	N/A	N/A	N/A	N/A	N/A	N/A	N/A	N/A	N/A	N/A	N/A	N/A
G (list sport)	N/A	N/A	N/A	N/A	N/A	N/A	N/A	N/A	N/A	N/A	N/A	N/A
B football	\$6454	\$6207	\$3505	\$260	\$785	\$765	\$7000	3 / 2	\$1573	\$0	\$188	\$1089
G (list sport)	N/A	N/A	N/A	N/A	N/A	N/A	N/A	N/A	N/A	N/A	N/A	N/A
B (list sport)	N/A	N/A	N/A	N/A	N/A	N/A	N/A	N/A	N/A	N/A	N/A	N/A

1. Total expenditures on T-35 and T-36 on the 2010-2011 year report due by April 15, 2011, should reflect the total monies spent (rounded off to nearest dollar) for the entire school year of 2009-2010 ending June 30, 2010.  
 2. Booster Club Funding/Contributions must be included in the expenditures total. Indicate percentage of total expenditures for each gender (if disparities are obvious, list on your Corrective Action Plan (T-60) what action you will take to correct the problem).

Gender	Expenditures	Percentage
Boys	\$ 67,953	46%
Girls	\$ 80,917	54%
<b>Total:</b>	<b>\$148,870</b>	<b>100%</b>

Principal's Signature: 

Date: 6 April 2011



**2010-2011 TITLE IX  
CORRECTIVE ACTION PLAN  
(FORM T-60)**

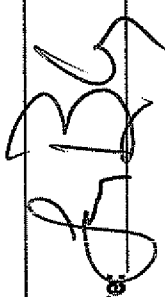
**SCHOOL NAME**

**ALLEN CENTRAL HIGH SCHOOL**

**DIRECTIONS:**

1. For Column 1, indicate the intended area (Opportunities or Benefits) which needs corrective action in order to achieve gender equity. For Column 2, write the suggested change or activities that will correct the area in need of alteration. For Column 3, include the estimated completion date for the changes or activities.
2. It is possible to attain compliance with Title IX and no longer need "corrective" action. However, the KHSAA strongly encourages compliant schools to identify items for improvement (Column 1), activities to accomplish the improvement (Column 2) and a timetable for completion (Column 3) that will strengthen the athletic program.
3. You may copy this form as needed. Please attach corrective action plans along with audit forms and submit by April 15, 2011.

COLUMN 1	COLUMN 2	COLUMN 3
ITEM FOR CORRECTION/ IMPROVEMENT	SUGGESTED CHANGE/ ACTIVITIES	TIME TABLE FOR CORRECTIVE ACTION/ COMPLETION
Gymnasium	Completely Refinish Floor / Other Cosmetic Maintenance	Long Range -- On Going
Booster Clubs	Establish written agreements, ensure appropriate administrative oversight, and write procedures for the booster clubs. Move all booster club finances under school financial control.	August 2011 (On Going -- implement SY 11 - 12) Football remains outside of school oversight
Athletic Procedures Guidelines	Write, establish, and implement an Allen Central Athletics Handbook.	August 2011 (On Going -- implement SY 11 - 1 12)
Football Field	Replace Lighting	Long Range -- On Going
Below Gym Area -- Pool Area	Construct Weight Room	Long Range -- On Going
Upgrade Current County Park for Softball	Comply with Title IX Audit (SY 08 -- 09)	All items corrected with the exception of the 'Dugouts'. We must get County Crews to construct -- 2011.
Equalize Expenditures	This year we spent 8% (\$12,964) more on girls' programs than on boys' programs (a reduction of 4% from SY 09-10). Volleyball has three teams and traveled to two varsity invitational tournaments, 15th Region All 'A' tournament, The All 'A' State Tournament, and the KHSAA State Tournament, The District and Regional Tournaments, and the JVs played in two tournneys and the freshmen played in two tournneys.	Continue to attain no more than a 5% difference by SY 11 -- 12.
Field Golf Team and Archery Team	Continue Sign Ups and Identify and Hire Capable Coaches	Implement SY 11 -- 12.

Principal's Signature: 

Date: **6 April 2011**